

Students' civics knowledge and participation

The 2008 International Civics and Citizenship
Study of Year 9 students

The New Zealand Curriculum and civics

- The NZ Curriculum's vision is: *Young people who will be confident, connected, actively involved, lifelong learners.*
- Civics and citizenship in the NZ Curriculum:
 - The *Values*, particularly *Diversity, Equity, Community & participation*
 - The *Key Competencies*, particularly *Relating to others, Participating and contributing*
 - The *Principles*, particularly *Treaty of Waitangi, Cultural diversity, Inclusion, Community engagement, Future focus*
 - The *Social Sciences* learning area
- Year 9 students would be working in Social Studies at curriculum levels 4-5-6.

What was ICCS?

- ICCS was an educational study which investigated the ways that young people are prepared to undertake their roles as citizens in the 21st century. 38 countries participated.
- ICCS included a student cognitive assessment, and background questionnaires from students, teachers and principals.
- The elements of the ICCS civic knowledge skill domain were:
 - Civic society and systems
 - Civic principles
 - Civic participation
 - Civic identities

A sample cognitive assessment item

Public debate is when people openly exchange their opinions. Public debate happens in letters to newspapers, TV shows, radio talkback, internet forums and public meetings. Public debate can be about local, state, national or international issues.

Q. How can public debate benefit society?

Give **two different** ways.

New Zealand 62% partial or full credit

ICCS average 56%

How well do students understand civics and citizenship?









- New Zealand's mean civic knowledge score was 517 (compared with the ICCS international average of 500).
- Similar to England, Norway, Spain – and average compared to other OECD countries that took part.
- Students in 10 countries (including Finland, Denmark, Korea and Chinese Taipei) had significantly higher achievement scores.
- NZ gap between high and low achievers wider than in other ICCS countries.

International ICCS results

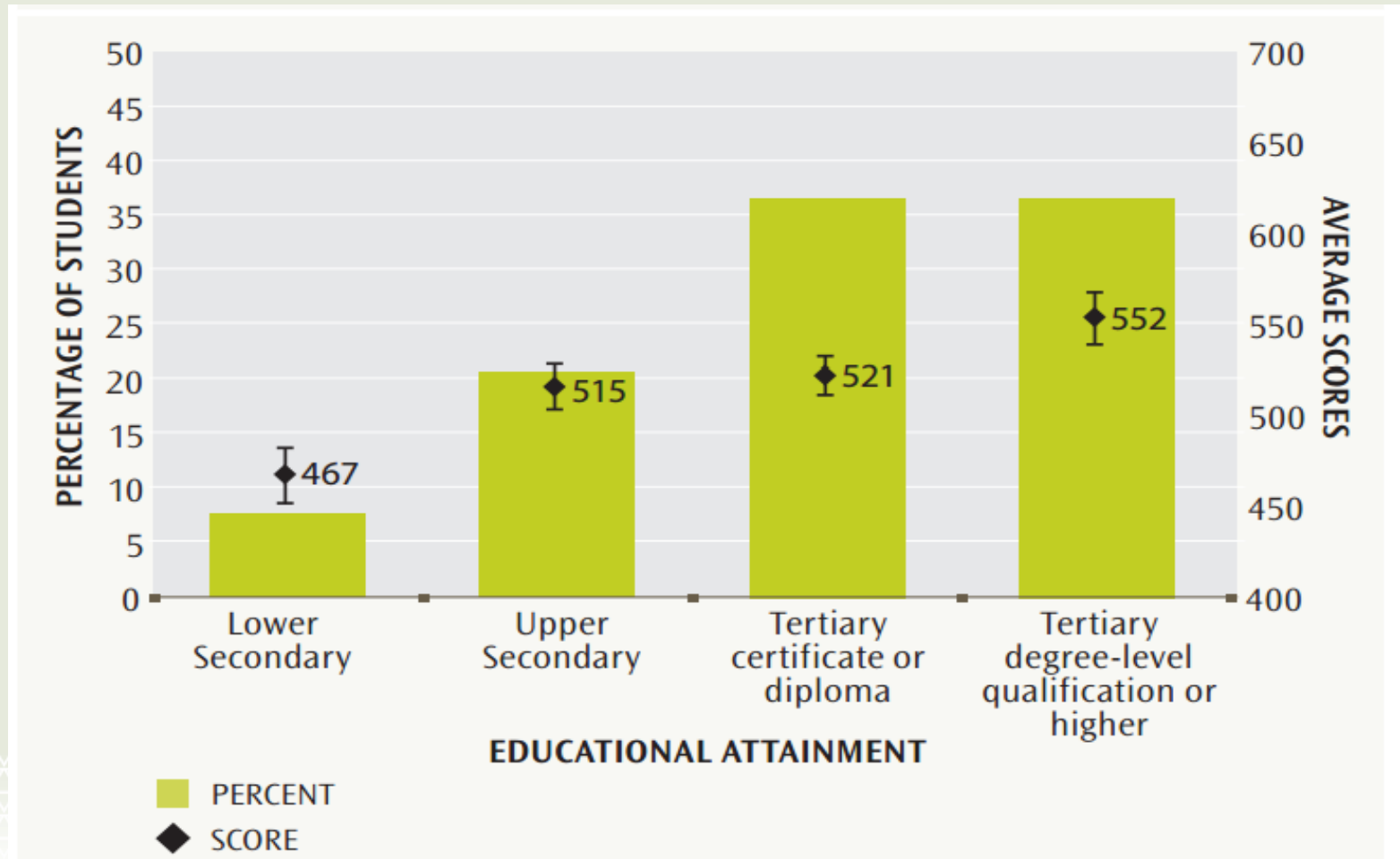
FIGURE 1: ICCS CIVIC KNOWLEDGE SCORES AND DISTRIBUTIONS

COUNTRY	YEARS OF SCHOOLING	AVERAGE AGE	CIVIC KNOWLEDGE								AVERAGE SCALE SCORE	
			200	300	400	500	600	700	800			
Finland	8	14.7										576 (2.4) ▲
Denmark †	8	14.9										576 (3.6) ▲
Korea, Republic of ¹	8	14.7										565 (1.9) ▲
Chinese Taipei	8	14.2										559 (2.4) ▲
Sweden	8	14.8										537 (3.1) ▲
Poland	8	14.9										536 (4.7) ▲
Ireland	8	14.3										534 (4.6) ▲
Switzerland †	8	14.7										531 (3.8) ▲
Liechtenstein	8	14.8										531 (3.3) ▲
Italy	8	13.8										531 (3.3) ▲
Slovak Republic ²	8	14.4										529 (4.5) ▲
Estonia	8	15.0										525 (4.5) ▲
England ‡	9	14.0										519 (4.4) ▲
New Zealand †	9	14.0										517 (5.0) ▲
Slovenia	8	13.7										516 (2.7) ▲
Norway †	8	13.7										515 (3.4) ▲
Belgium (Flemish) †	8	13.9										514 (4.7) ▲
Czech Republic †	8	14.4										510 (2.4) ▲
Russian Federation	8	14.7										506 (3.8)
Lithuania	8	14.7										505 (2.8)
Spain	8	14.1										505 (4.1)
Austria	8	14.4										503 (4.0)
Malta	9	13.9										490 (4.5) ▼
Chile	8	14.2										483 (3.5) ▼
Latvia	8	14.8										482 (4.0) ▼
Greece	8	13.7										476 (4.4) ▼
Luxembourg	8	14.6										473 (2.2) ▼
Bulgaria	8	14.7										466 (5.0) ▼
Colombia	8	14.4										462 (2.9) ▼
Cyprus	8	13.9										453 (2.4) ▼
Mexico	8	14.1										452 (2.8) ▼
Thailand †	8	14.4										452 (3.7) ▼
Guatemala ¹	8	15.5										435 (3.8) ▼
Indonesia	8	14.3										433 (3.4) ▼
Paraguay ¹	9	14.9										424 (3.4) ▼
Dominican Republic	8	14.8										380 (2.4) ▼
COUNTRIES NOT MEETING SAMPLE REQUIREMENTS												
Hong Kong SAR	8	14.3										554 (5.7)
Netherlands	8	14.3										494 (7.6)

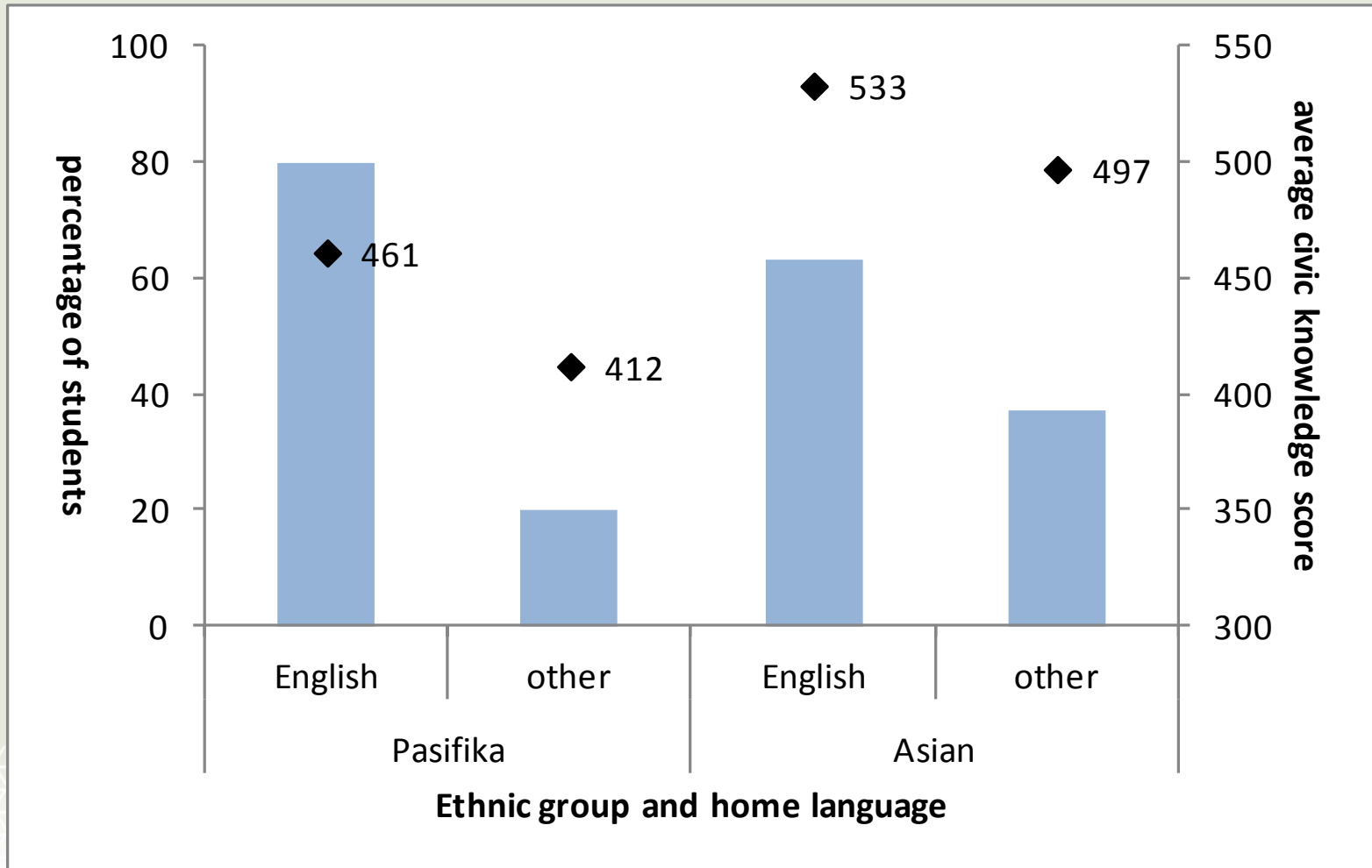


Italy	8	13.8		531 (3.3) ▲
Slovak Republic ²	8	14.4		529 (4.5) ▲
Estonia	8	15.0		525 (4.5) ▲
England ‡	9	14.0		519 (4.4) ▲
★ New Zealand †	9	14.0		517 (5.0) ▲
Slovenia	8	13.7		516 (2.7) ▲
Norway †	8	13.7		515 (3.4) ▲
Belgium (Flemish) †	8	13.9		514 (4.7) ▲

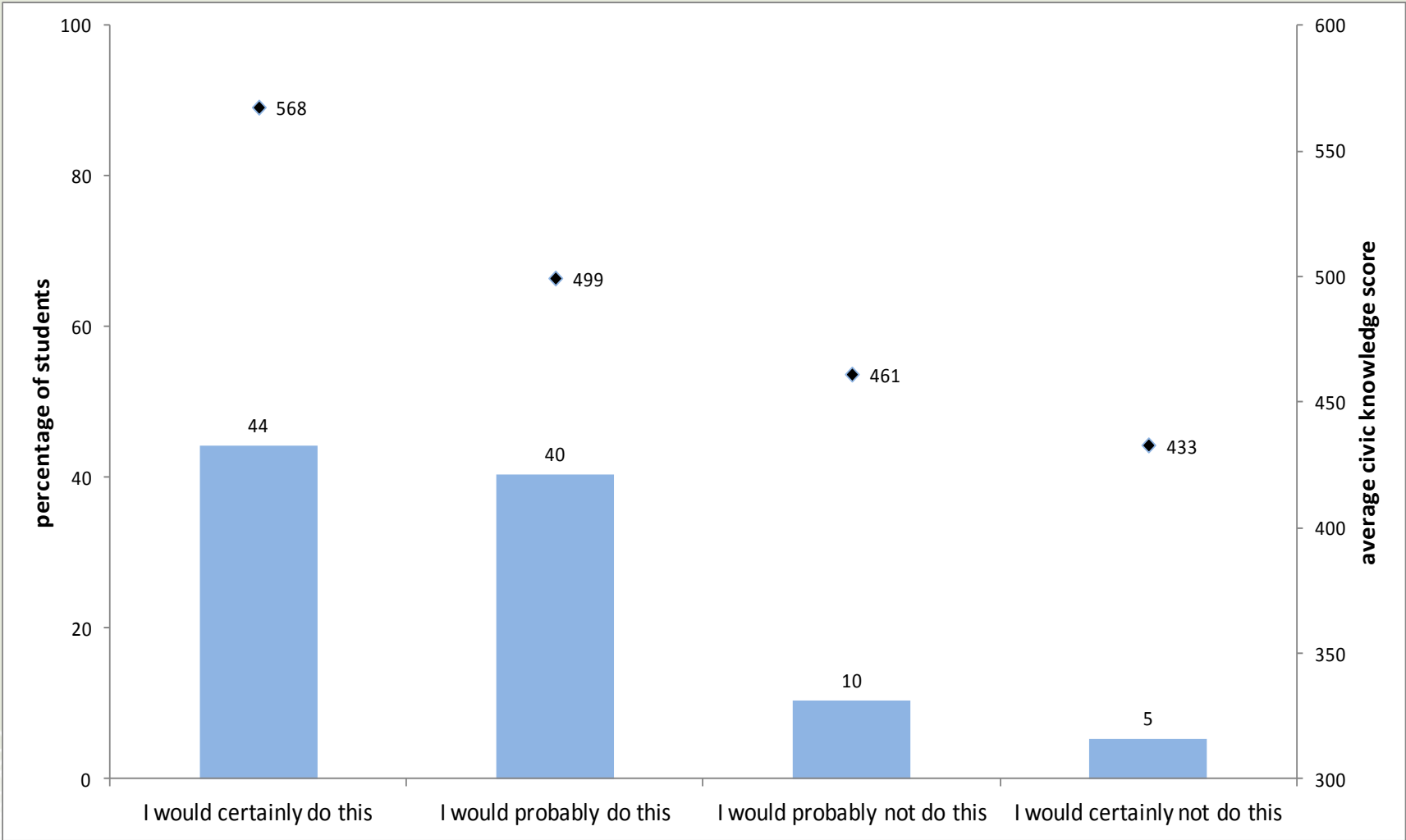
Parental education and student civic knowledge



Civic knowledge scores for Pasifika and Asian students by home language



Year 9 students' future civic intentions



Summary

- Key aspects of the New Zealand Curriculum align to civic and citizenship education.
- The 2008 ICCS showed that New Zealand Year 9 students' civic knowledge is above average compared to other participating countries. New Zealand has a wide distribution of student civic knowledge.
- Students civic knowledge and their civic participation intentions are associated with both school and out-of-school factors.